

# WideTEK 25

## High Performance Flatbed Scanner

**Fast, photo-realistic 17.7 x 25 inch color scans  
at up to 600 x 1200 dpi (optical)**



**17.7 x 25"**  
scan in 3 seconds at 300 dpi

save directly to  
a USB drive,  
or email, FTP, etc.

***Get ready. It's faster than you think!***

TURBO CHARGE your scanning application with the WideTEK 25 scanner. Its ultra high scanning speeds and 1,000,000+ scans durability place this flatbed scanner at the peak of the performance curve for serious production scanners. It's easy to use and there are no drivers or special software to worry about — WideTEK 25 works right out of the box. Simply assign a valid IP address, open a browser and begin scanning.

Don't rescan that document ! WideTEK allows you modify brightness, contrast, sharpness, and gamma before or after scanning. Use WideTEK's touch screen or connect a VGA monitor and view images immediately.



**Intuitive Touch Screen Operation**

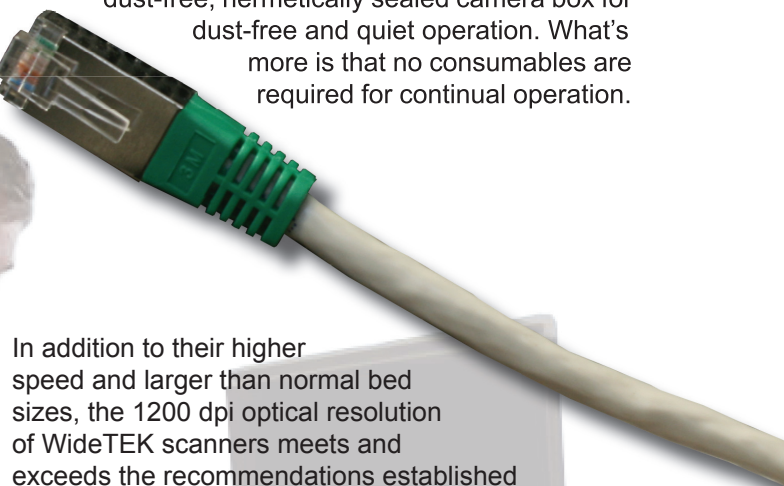
# Features and Benefits

WideTEK 25 is a great choice for professionals that demand attention to detail in every facet of a large-format scanner. Whether you need to scan maps, renderings, or large books, --- WideTEK25 provides the colorful clarity to capture the most from your scan materials. Scan in black and white or color and at resolutions up to 1200 x 600dpi.

WideTEK scanners are designed for easy setup, effortless connectivity, and low maintenance operation. Our scanners connect over your network and can be operated using a standard web browser - no drivers or add-on cards. They operate independently from your operating system and the scanner is readily available to anyone on your network. Software updates can be installed with the click of a button.

State of the art illumination, using bright white LEDs, guarantees long life and excellent scans with the added benefit of producing less heat than other lighting systems.

Optical components are encapsulated in WideTEK's dust-free, hermetically sealed camera box for dust-free and quiet operation. What's more is that no consumables are required for continual operation.



In addition to their higher speed and larger than normal bed sizes, the 1200 dpi optical resolution of WideTEK scanners meets and exceeds the recommendations established in the Report on the Meeting of Experts on Digital Preservation by the U. S. Government Printing Office in 2005. This makes them an ideal resource within such high production workflow areas as: InterLibrary Loan; Digital Archive & Preservation; Museums; Historical Societies & Genealogy organizations; National, State and Local government offices as well as many other types of business applications.

## Scanning Speed and Overall Throughput

WidTEK 25	300 dpi		600 dpi		1200 dpi	
	Sweep	Transfer	Sweep	Transfer	Sweep	Transfer
Full Bed	4.5 sec	0.9 sec	8.6 sec	2.7 sec	16.4 sec	12.8 sec
Typical 8.5 x 11" book, scanning both sides at once	3.0 sec	0.7 sec	5.7 sec	1.2 sec	11.0 sec	4.3 sec
One side of an 8.5 x 11" book	2.5 sec	0.4 sec	4.6 sec	0.7 sec	8.7 sec	2.2 sec

Scanning in 24 bit color.

At a Gigabit per second, the WideTEK scanner's Ethernet interface is twice as fast as USB 2.0 and is the fastest available today. This is important because grayscale and color images can be very large and take a long time to transfer. With WideTEK scanners, transferring images to the PC is typically fast enough that by the time the scan operator has placed the next document on the scanner, the transfer is already completed and the scanner can begin scanning the next image. In these cases (usually at 300dpi and lower),

transfer times have no effect on the overall scanning throughput and instead, the overall throughput is limited by the scan operator. However, at 1200dpi and without compression, transfer times can become a factor. The figures above show scan sweep time separately from transfer time so that the transfer time can be compared with the expected time to turn to the next page or move to the next document or object to be scanned, and the overall throughput can be estimated more accurately.

# Advanced Scan2Net® Technology from Image Access

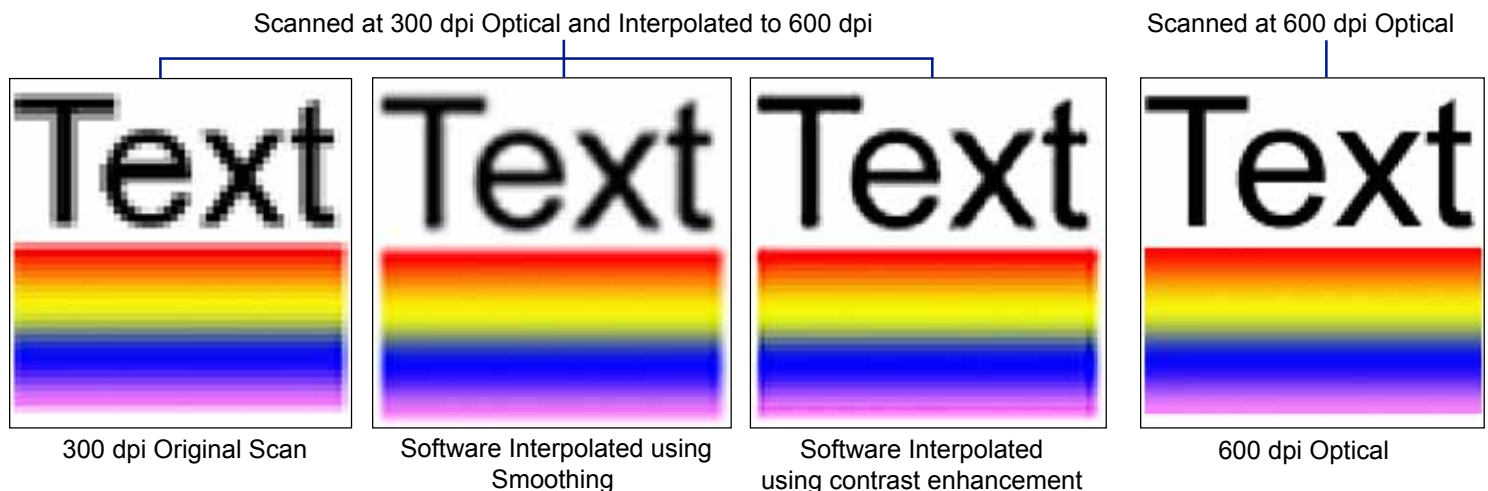
The scanner manufacturing division of Image Access was founded in 1993 by an engineer-scientist with many years of experience in production digital imaging. Over the years, Image Access' focus on engineering excellence has helped win many contracts to provide scanner electronics to other scanner manufacturers. One well-known planetary scanner manufacturer acquired the electronics for its first planetary scanner from Image Access. Presently, Image Access supplies large quantities of its industry leading camera electronic modules to a major commercial production scanner manufacturer.

In 2001, Image Access released Scan2Net, its trademarked set of revolutionary scanner technologies which included an Ethernet connection to a computer compatible with MS-Windows, Linux and Apple operating systems. Since then, Image Access has leveraged its large technological investment in Scan2Net to create a full line of high production specialty scanners, including many models of Bookeye planetary scanners, B and C size flatbed scanners and wide format feed-through scanners for maps and drawings. Recognizing the Scan2Net superiority, several competitors, including the oldest and largest wide format scanner manufacturer, have recently tried to copy the computer interface portion of Scan2Net.

*Today, Image Access supplies its superior scanner electronics in large quantities to several other scanner manufacturers, providing us with large economies of scale. Thousands of Bookeye users worldwide provide us with unparalleled feedback. Hence, we are able to produce the best scanners at the lowest possible prices.*

## Better Image Quality

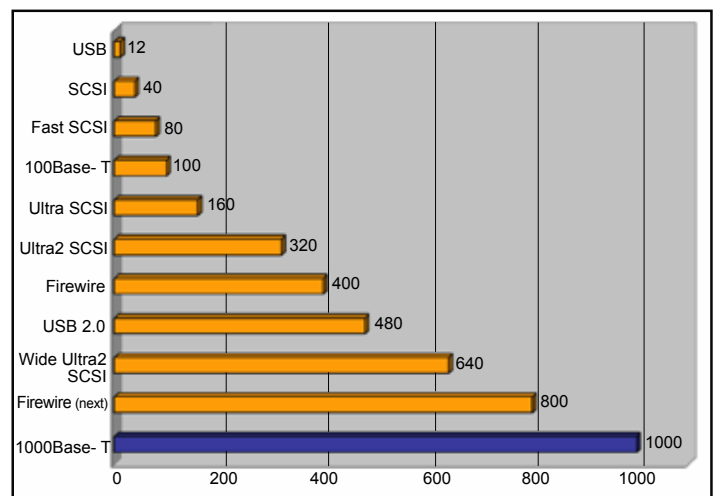
When given the opportunity to compare the image quality of several competing scanners outputting the same resolution or dpi, it's likely that you will notice variations in quality like the ones below. These variations result from the effects of differences in scanner optics, electronics and lighting. One Western European nation recently purchased 80 scanners from Image Access based on its superior image quality, even though the competing scanners offered the same resolution.



## Higher Scanner Speeds

### Scan2Net Interface Speed

Since Scan2Net scanners connect to computers via Gigabit Ethernet, their data transfer speeds are substantially higher than any other scanners on the market. This high speed is vital for performance when scanning large images at high resolutions. For optimal speed, connect the scanner directly to the computer using the Ethernet crossover cable supplied with the scanner.





# WideTEK 25 Technical Specifications

The WideTEK 25 flatbed scanner produces brilliant color images at production scanning speeds. Incorporating Scan2Net® technology, WideTEK 25 sets new standards in quality, speed, user friendliness and duty cycle. The newest illumination technology, 'super bright' white LEDs, combined with the dust proof encapsulation of optical parts create a low maintenance design which results in a lifetime expectancy of well over 1,000,000 scans.

Software options enhance the WideTEK 25 functionality: The 'bookfold' correction function enables operators to scan bound documents. The bookfold is electronically flattened and removed, eliminating the annoying shadows. The Image Enhancement System allows color correction on the fly with minimal speed penalty. This feature also minimizes the post-processing effort.

## Features

- Autofocus
- Automatic Page Separation
- Automatic bookfold correction
- Remote maintenance and analysis
- Scan2Net software
- Deskew

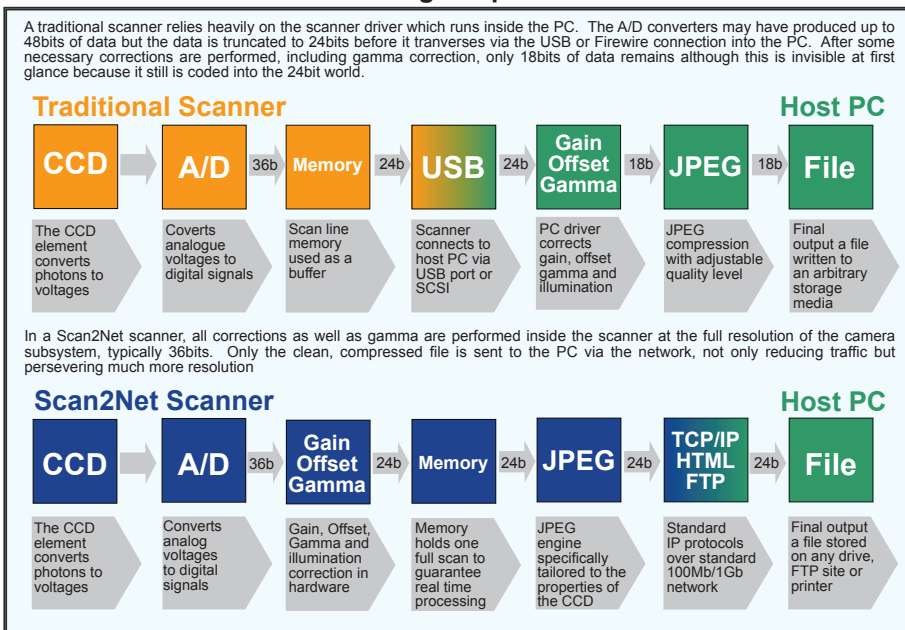
## Popular Documentation Types

- Books
- Colored architectural drawings
- Newspapers
- Maps and drawings
- Special reports including photographs
- Journals and periodicals

## Accessories

- Foot pedal

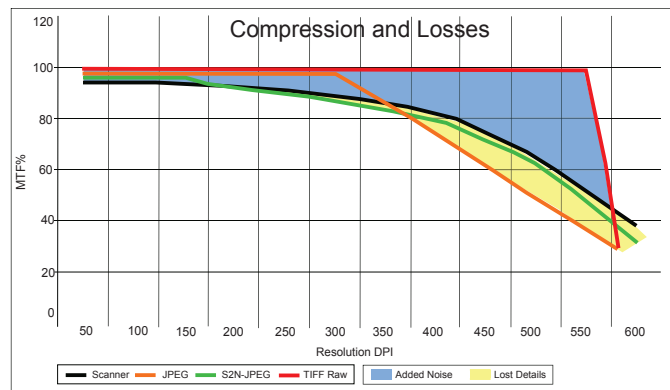
## Scan2Net Image Capture Process



## WideTEK 25 Specifications

Dimensions (HxWxD)	6.3 x 40.3 x 30.8"
Bed Size	17.5x25
Weight	90.5 lbs
Document Formats	Autoformat with edge recognition A1, A2, A3, A4 Letter & Legal User defined up to: 25 x 17.5"
Resolution	150- 600x1200 dpi
Scanning speed (full bed)	at 300 dpi: 4.5 sec at 600 dpi: 8.6 sec
Color Depth	Internal: 36 bit External: 24 bit
Output Formats	JPEG, PNM, TIFF, Multipage TIFF, PDF, Searchable PDF
Interface/Protocol	1 GBit Fast Ethernet TCP/IP
Voltage	110-240 V
Frequency	50/60 Hz
Power	105 W (6 W idle)
Lamps	White LEDs, no UV/IR emission

## Preservation Quality Scanning



Traffic lights use three colors that are highly distinct from each other so that there is no ambiguity to the human eye. This kind of distinction is not possible when the goal is to produce the greatest likeness to the original as possible. Archive quality scanners must capture such high spatial and chromatic detail that they naturally capture 'noise', along with the image being scanned. To reduce the 'noise' that is introduced by even the best CCD electronics, Image Access has painstakingly profiled the added 'noise' versus 'real data' curve for its CCDs. This added noise is then eliminated, resulting in significantly more accurate representations of the original objects.